

REVISIONS			
REV.	DESCRIPTION	ECN NO.	DATE
01	FIRST RELEASE	N/A	07/16/14
02	INCREASE LENGTH FROM 19.30mm TO 20.32mm	EE15975	07/31/14
03	ADD MAXIMUM STANDOFF DIMENSION	EE16093	09/23/14
04	UPDATE INTERNAL PAGE	EE16464	04/02/15

When ordering, please add suffix "T" to the part number for tape & reel packaging (330mm reel).

PAGE 4 & 5 ARE FOR INTERNAL ONLY

TITLE

TRANSFORMER, PoE++, SINGLE, SMD,
24 PIN, EXT. TEMP.

PART NUMBER	PART DESCRIPTION
824-00497F	RoHS compliant per EU Directive 2011/65/EU



E & E Magnetic Products Ltd.

DRAWING NO./MODEL	REV
824-00497F	04

WARNING !
 ALL SHEETS OF THIS DOCUMENT ARE CONTROLLED DOCUMENTATION AND ARE NOT TO BE RELEASED OUTSIDE OF E&E OR ITS SUB-CONTRACTORS WITHOUT AUTHORIZATION.

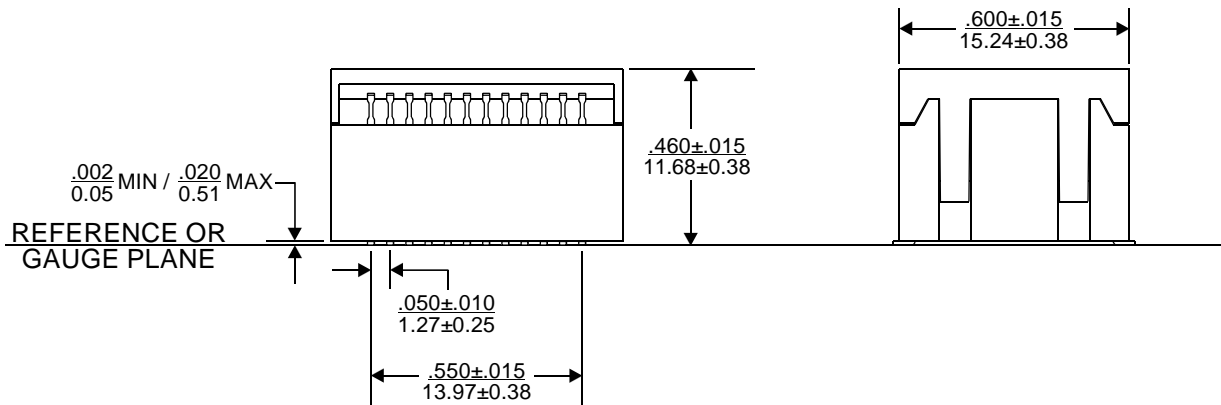
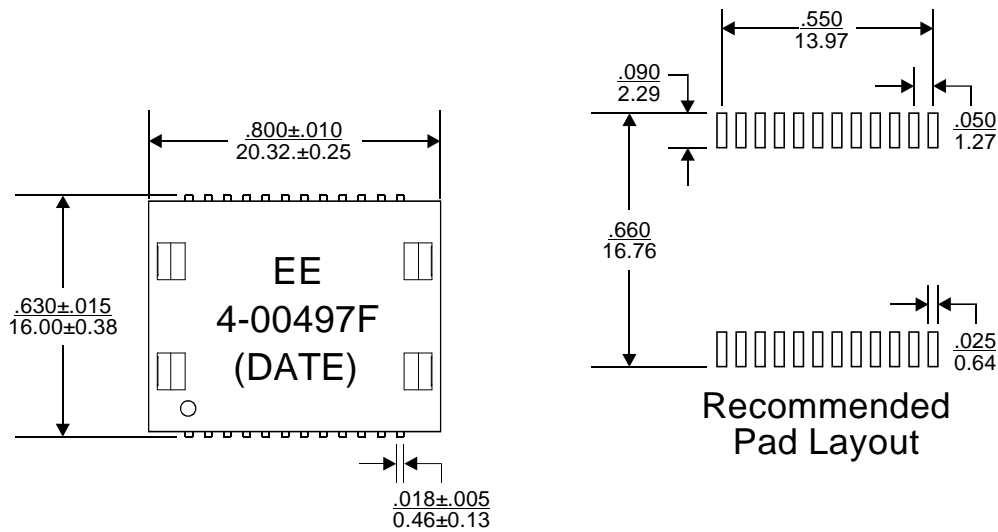
UNLESS OTHERWISE SPECIFIED, DIMENSIONS ARE IN INCH/mm.

TOLERANCE ARE:

INCH	mm	ANGLE
.XXX ± .005	.XX ± .13	X.X ± 0.3
.XX ± .02	.X ± .5	X. ± 1

APPROVALS	DATE
DRAWN BY Y.L. YUNG	04/02/15
PROJ. ENG Y.L. YUNG	04/02/15
APPROVED BY D. YUNG	04/02/15
Q.A. D. LUO	04/02/15

SCALE	PAGE	OF
DO NOT SCALE	1	5



1. Dimensions are specified in $\frac{\text{inches}}{\text{mm}}$ with higher precedence in mm.
2. Unless otherwise specified, all tolerances are $\pm \frac{.010}{0.25}$.
3. Coplanarity: $\frac{.004}{0.10}$ max.
4. "(DATE)" includes at least the manufacturing date code (in YYWW format) plus two character country code.

MECHANICAL OUTLINE



E & E Magnetic Products Ltd.

DRAWING NO./MODEL

824-00497F

REV

04

SCALE

DO NOT SCALE

PAGE

2

OF

5

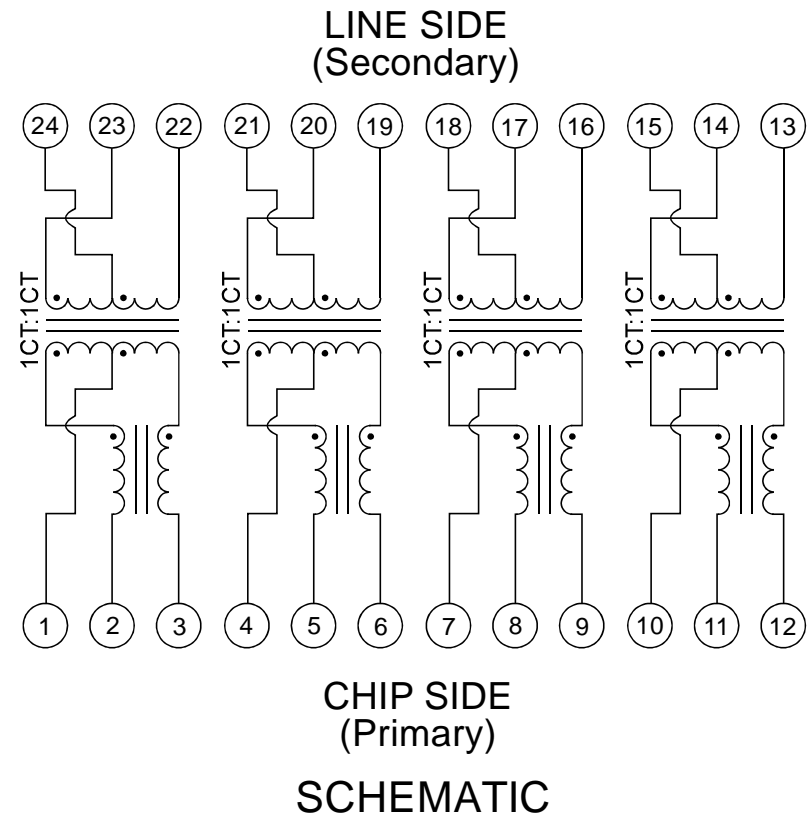
ELECTRICAL SPECIFICATION @25°C:

PARAMETERS	UNIT	EACH CHANNEL
Turns Ratio (Primary):(Secondary)	-	1CT:1CT ± 2%
Polarity (Primary):(Secondary)	-	Per Schematic
Inductance, Ls(Secondary) @100kHz, 0.1Vrms, 35mADC	uH	350 Min
Insertion Loss @1-100MHz	dB	1.0 Max
Return Loss @1-40MHz	dB	16 Min
Return Loss @40-60MHz	dB	14 Min
Return Loss @60-80MHz	dB	12 Min
Return Loss @80-100MHz	dB	10 Min
CMRR @1-32MHz	dB	40 Min
CMRR @32-100MHz	dB	30 Min
Crosstalk @1-100MHz, Between Channels	dB	28 Min
HIPOT (Primary):(Secondary)	Vrms	1500 Min

5. Temperature range: -40°C to +85°C.

6. "F" represents the test frequency specified in MHz.

7. Balanced DC line current capability (Line Side): 1ADC maximum.



E & E Magnetic Products Ltd.

DRAWING NO./MODEL

824-00497F

REV

04

SCALE

DO NOT SCALE

PAGE

3

OF

5